

# Glen Morris Central Public School EQAO Assessment News

October 2017

Principal: Latha Reuben

EQAO Assessments of Reading, Writing and Mathematics:  
Primary Division (Grades 1-3) and Junior Division (Grades 4-6) 2016-17

## **Overview:**

Teachers administered the EQAO assessment to grade three and grade six students in May and June of 2017. The assessment consisted of three booklets (one for mathematics and two for language). The reading tasks involved fiction and non-fiction passages, followed by open-response and multiple-choice items. For writing, there were short and long writing tasks and multiple-choice items to complete. The mathematics booklet consisted of open-response and multiple-choice items. The student booklets were returned to EQAO to be scored by trained educators during the summer. Individual student results will be forwarded to the parent(s)/guardian(s) of the students who participated in the assessments.

## **Key Ideas to Remember:**

1. The assessments are developed using The Ontario Curriculum for Language and Mathematics.
2. A different group of students is assessed each year and it is important to recognize that students have different abilities and experiences.
3. The data provides information about the students' performance during **one** assessment and it is therefore a "snapshot" of students' knowledge and skills, not the entire picture.

---

## **School Demographics**

Glen Morris has a school population of 170 students ranging from Kindergarten to Grade Eight. There is one all-day kindergarten class staffed by a teacher and an ECE. There are seven classrooms with six split classes. The school staff provide a number of extra-curricular programs and school teams. There is an active Parent Council, After School Recreation Program operated by Brant County and an After-School Day Care provided by Paris Day Care.

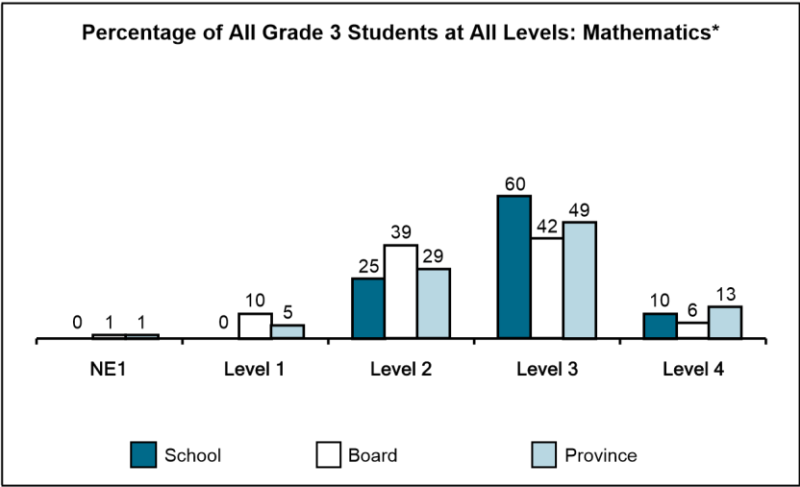
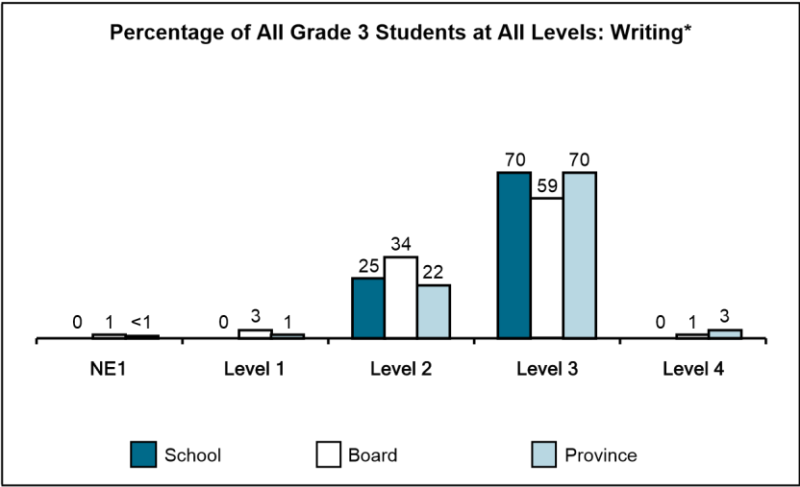
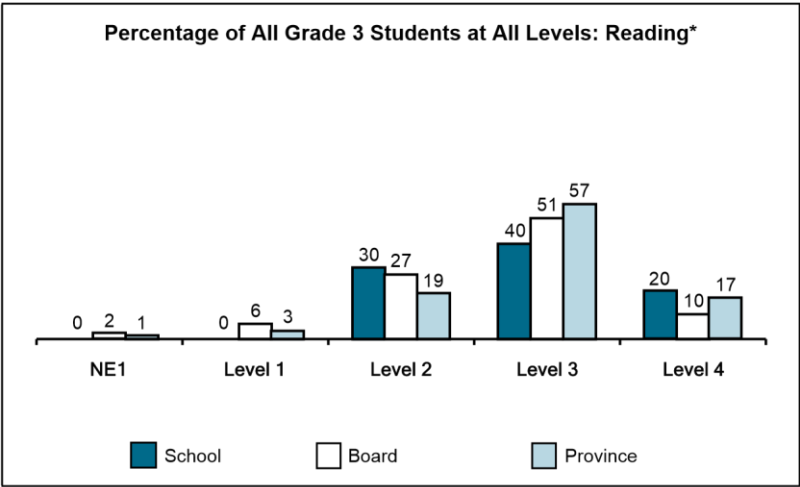
## **School Results and Graphs**

EQAO uses two methods of reporting, "All Students" and "Participating Students."

**The following "All Students"** data is reported as a percentage for all students in the grade. The data shows students demonstrating levels 1, 2, 3, and 4 work and those who are exempt, no data or NE1. Exempt students are those who were formally exempted from participation in one or more components of the assessment. No data includes non-exempt students who did not complete any part of the assessment due to absence or for medical or other reasons. NE1, or not enough

evidence to score level 1, is used when pupils did not demonstrate enough evidence to be assigned a level 1.

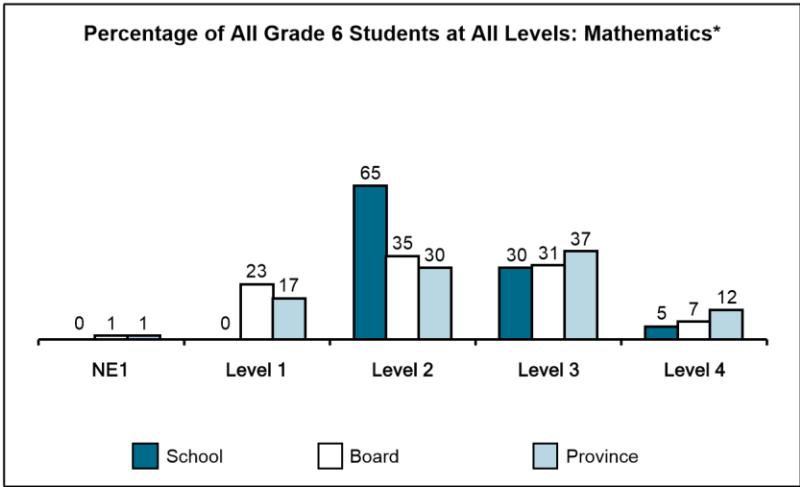
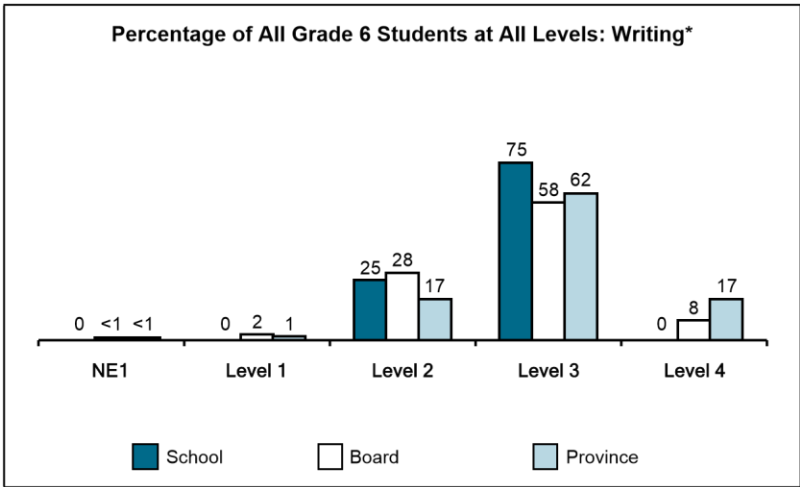
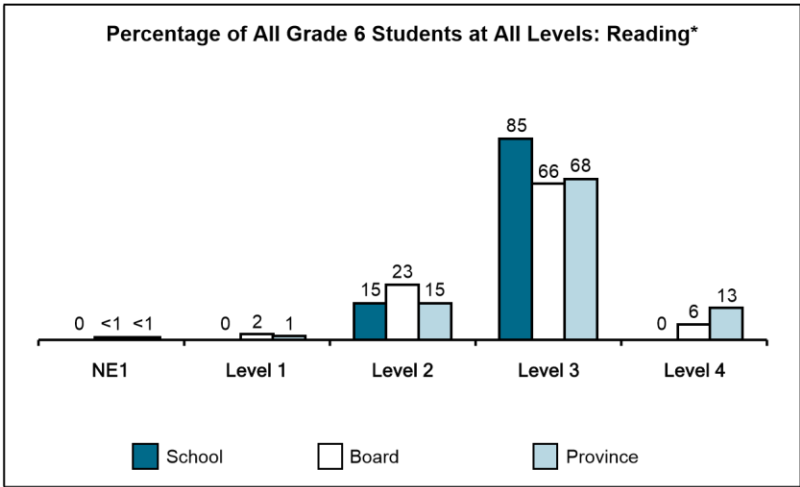
**Grade 3 Results**



**Interpretation of the above Results:**

60% of our Grade 3 students scored “at” or “above” the provincial level in Reading. 70% of our Grade 3 students scored “at” or “above” the provincial level in Writing. 70% of our Grade 3 scored “at” or “above” the provincial level.

**Grade 6 Results**



### **Interpretation of the above Results**

In total, 85% of our Grade 6 students scored “at” or “above” the provincial level in Reading. In total, 75% of our Grade 6 students scored “at” or “above” the provincial level in Writing. In total, 35% of our Grade 6 students scored “at” or “above” the provincial level in Mathematics.

### **Next Steps**

The staff of Glen Morris will continue to focus on improving student ability to effectively answer multi-step, higher order literacy and mathematical responses. Our teacher instruction and next steps for students will be based on ongoing student assessments and descriptive feedback. You can find our School Improvement plan on our school website.